

OneAscent Target Retirement 2030 Fund



OneAscent

CUSIP 68266T201

First Quarter | 3.31.2023

FUND OBJECTIVE

The investment seeks high total return with a shift to current income and some capital preservation over time as the fund approaches and passes the target retirement date. The fund provides diversified exposure to a variety of asset classes, and over time the fund's asset allocation strategy will change. The fund is generally intended for investors expecting to retire around the year 2030 (target retirement date).

FUND STRATEGY

To achieve the fund's objective, the Investment Manager adheres to a well defined investment process comprised of four primary components - Strategic Allocation, Manager Selection, Tactical Allocation, and Portfolio Monitoring.

Strategic Allocation: Strategic allocation combines OneAscent's long-term capital market assumptions and the target date glidepath. The result is in asset allocation framework with long-term target weightings for each point in the fund's expected lifecycle.

Manager Selection: Investment managers are evaluated using quantitative and qualitative analysis as well as based on their ability to implement OneAscent's values-based screens. OneAscent's quantitative scorecard assesses potential managers against their peer groups and benchmarks in the areas of performance track record, risk management, and cost efficiency. The qualitative evaluation seeks to understand the potential manager's investment philosophy, processes, and people. Current and potential investment managers are continually evaluated for conviction and strategic fit within the investment strategy.

Tactical Allocation: Tactical allocation is intended to complement the strategic core of the fund with the goal of capitalizing on near-term opportunities. The Investment Manager utilizes a proprietary, rules-based decision making process to navigate the current market and economic environments.

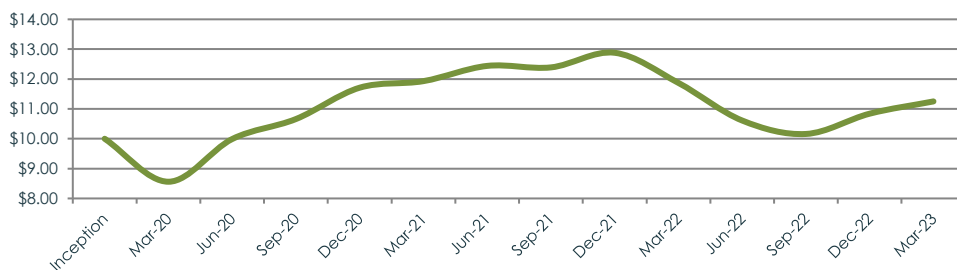
Portfolio Monitoring: The Investment Manager meets regularly to review strategic and tactical allocation decisions and to monitor current investment managers for their ability to create sustaining long-term value.

PERFORMANCE NUMBERS

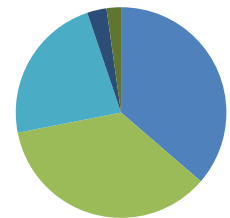
INCEPTION DATE 2.11.2020

Fund	Year To Date	1 Month	3 Month	1 Year	3 Year	5 Year	10 Year	Since Inception
OneAscent Target Retirement 2030 Fund	3.78%	1.26%	3.78%	(5.22%)	9.54%	n/a	n/a	3.83%
Morningstar Lifetime Mod 2030 TR USD	4.84%	1.94%	4.84%	(8.49%)	8.55%	n/a	n/a	2.24%

PERFORMANCE CHART



FUND ALLOCATION



- Fixed Income
- US Equity
- International Equity
- Sweep
- Cash

TOP HOLDINGS

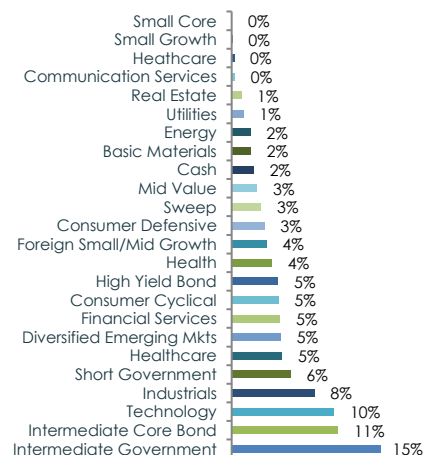
1. Eventide Core Bond F 11%
2. Vg Morg-Back Sec 8%
3. Vg Intern Bond 7%
4. V ShortTerm Treasury 6%
5. Calvert Emrg Mkt Eq 5%

BLENDED STRATEGY PERFORMANCE

Strategy	1 Year	3 Year	5 Year	10 Year
OneAscent 2030 Strategy	(5.22%)	9.54%	4.99%	n/a
Morningstar Lifetime Mod 2030 TR USD	(8.49%)	8.55%	4.70%	n/a

Prior to the inception date of the OneAscent Target Retirement 2030 Fund (CIT), the investment manager maintained an investment strategy which is used in the CIT. The CIT and the strategy performance represent separate products that employ the same strategy. The strategy performance is primarily shown to give potential investors additional information on how the strategy employed by the CIT has performed over a longer time horizon. The blended strategy performance results shown above reflect both the strategy performance prior to April 1, 2020, and the CIT performance since March 31, 2020. The strategy performance and the CIT performance may differ materially due to fees, participant and portfolio transactions and other factors. The strategy performance does not necessarily represent what investor returns would have been in the CIT. The strategy performance is calculated net of management fees ranging from 23 bps to 31 bps, transaction costs and underlying fund expenses.

PORTFOLIO SECTORS



DISCLOSURES

Alta Trust is a South Dakota chartered trust company that acts as the trustee of this CIT. Collective investment trusts are bank maintained and not registered with the Securities and Exchange Commission. The Declaration of Trust for the CIT describes the procedures for admission to and withdrawal from the CIT. The Declaration of Trust and the Fund's Employee Benefit Summary should be read in conjunction with this fact sheet and is hereby incorporated by reference. A copy of these documents may be obtained by contacting Alta Trust at info@trustalta.com.

Before investing in any collective investment trust, please consider the trust's investment objective, strategies, risks, and expenses. Be sure to consult with your financial, legal and professional tax advisors prior to investment in any collective investment trust. Performance is expressed in USD. Past performance does not guarantee future results. The performance data quoted represents past performance and current returns may be lower or higher. All investments involve risk, including potential loss of principal. There is no guarantee that the CIT will achieve its objective.

Fund Restriction/Limitations: This CIT may only accept assets of defined contribution plans that are part of a pension, profit sharing, stock bonus or other employee benefit plan of an employer for the exclusive benefit of employees or their beneficiaries and is (i) exempt from federal income taxes under Section 501 (a) of the code, by reason of qualifying under Section 401 (a) or 414(d) of the code or (ii) is part of an eligible deferred compensation plan maintained by a state or local governmental unit under Section 457(b) of the Code ("Section 457 Plan"), which is either exempt from or not subject to income taxation.

FEES

Shareholder Fees

The Fund does not charge any fees directly against a participant's or beneficiary's investment, such as commissions, sales loads, sales charges, deferred sales charges, redemption fees, surrender charges, exchange fees, account fees, and purchase fees, which are not included in the total annual operating expenses of any designated investment alternative.

Annual Operating Expense

	Annual Percentage
Trustee/Management Expenses	0.50%
Shareholder Service Fee	0.00%
"Other" Expenses (underlying securities)	0.27%
Administrative Expenses	0.04%
Total Annual Operating Expense	0.81%

The effect of the Fund's annual operating expense on \$1,000 is \$8.10

Portfolio Turnover: 73%

CONTACT INFORMATION

For general inquiries please contact Alta Trust at: **(303) 996-3781**. For investment-related questions please contact OneAscent Investment Solutions, LLC at: 205-847-1343. Or visit the Fund web page at www.trustalta.com/oneascent.

